

# Treasure hunt

in the park of the Ariana Museum




Un musée  
Ville de Genève

[www.ariana-geneve.ch](http://www.ariana-geneve.ch)



**Start your adventure looking for the treasures hidden in the park of the Ariana Museum. Once you have solved all the riddles, come to Room 3 of the museum on the ground floor (main entrance side) to claim your reward.**

**Mark with a cross on the map of the last page all the places you found.**





**Gustave Revilliod**




### **Did you know that ...?**

Gustave Revilliod had this museum built between 1877 and 1884. At that time the park stretched as far as the lake. When he died in 1890, the park, together with the museum and its collection were bequeathed to the City of Geneva.



Look for the Portuguese azulejos tile panel given to the City of Geneva by the State Secretary of the Portuguese communities in 2007. Recreate the panel using the adhesive stickers in the frame below.





## Did you know that...?

In 1920 the City of Geneva donated a huge part of the museum park to the Society of Nations in order to build their headquarters. The presence of an international institution in Geneva was the first symbol of its commitment to peace.



Look for the bronze statue of a famous leader who devoted his entire life to world peace. That sculpture was given to Geneva in 2007.

Who is it?

-----

Who gave this sculpture to the city ?

-----

One thing is missing. What is it ?

-----



Draw this sculpture.

Look for the sculpture created by artist  
Dina Merhav and given to Switzerland in  
1998.

What is its name?

-----

Who gave it to the Swiss people?

-----

Take a selfie in front of it.







## Did you know that...?

In 1873 Gustave Revilliod bought a bronze bell in a foundry in Aarau and decided to place it in his park to mark the closing times for visitors.

Nearly 50 years later, a Japanese delegation recognized the bell of Shinagawa that disappeared in 1867 and asked for it to be returned to the temple.

The City of Geneva agreed.



As a thank you gift, Shinagawa gave the City of Geneva a granite lantern.

Look for the lantern and observe the patterns carved on it. An object made of ceramic, that is found in the museum collections, can be seen on one of the lantern sides.

Which one is it ?





## Did you know that...?

In 1990, on the occasion of the 60<sup>th</sup> anniversary of the homecoming of the Japanese bell, the city of Shinagawa smelted an identical copy as a gift to the City of Geneva. The bell was placed in the park of the museum, sheltered under a pavillion and since then it has become the symbol of the long lasting friendship between Shinagawa and Geneva.



Look closely at the bell. It is adorned not only with several characters but also with an animal.

Which animal?

----->  
How many are there?

-----  
What is used to ring the bell?

-----



## Did you know that...?

In the 19<sup>th</sup> century the visitors entering the museum were welcomed by two sphinxes on either side of the front steps of the museum. These sculptures representing half-human and half-animal creatures, were created by Émile-Dominique Fasanino (1851-1910).

Compare this photo to the sphinx on the left of the front steps and identify the 7 differences.


1. \_\_\_\_\_
2. \_\_\_\_\_
3. \_\_\_\_\_
4. \_\_\_\_\_
5. \_\_\_\_\_
6. \_\_\_\_\_
7. \_\_\_\_\_







Some animals **made of metal** are hiding in the park. Can you find them?  
(Two answers).



Crab




Octopus




Shell




Fish



Duck



Heron



Wild goose



Stork



## Did you know that...?

Gustave Revilliod highly valued the choice of trees and plants in his park. Whether centenary or young trees, the park keeps growing at its own pace.

Find the following trees in the park. Draw a cross on the map of the last page every time you have identified a tree, then join the name of the tree to its picture.

Magnolia



Cherry tree



Beech tree

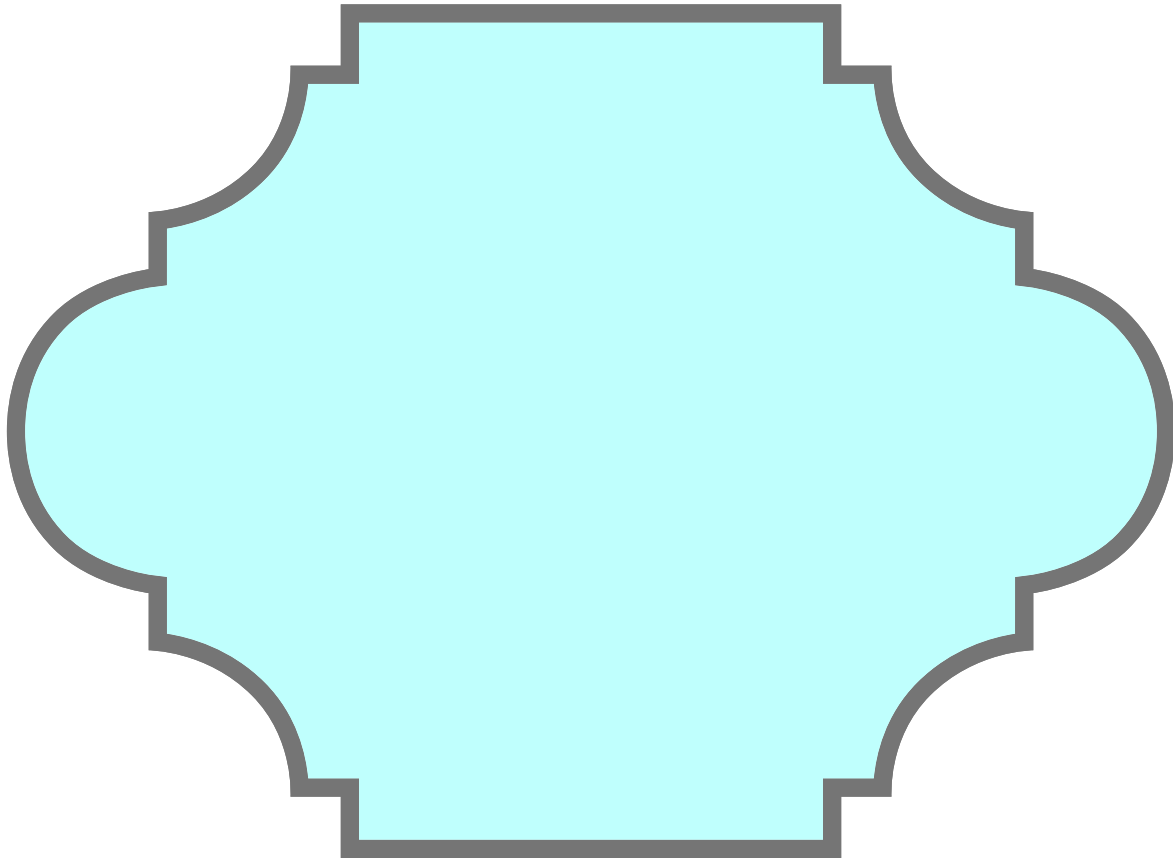


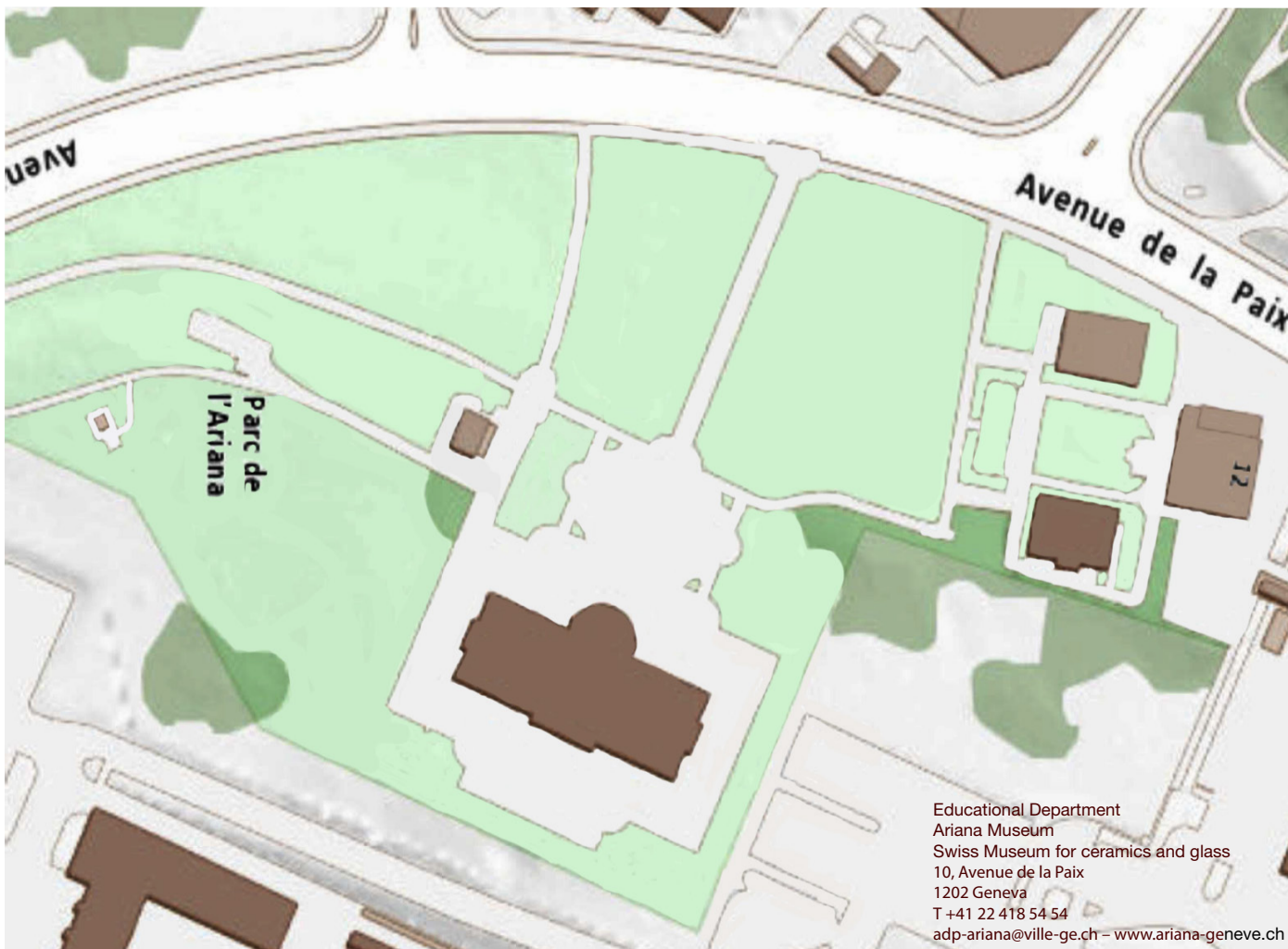
Oak tree





Draw the sculptures you can see in the fountain.





Educational Department  
Ariana Museum  
Swiss Museum for ceramics and glass  
10, Avenue de la Paix  
1202 Geneva  
T +41 22 418 54 54  
adp-ariana@ville-ge.ch – [www.ariana-geneve.ch](http://www.ariana-geneve.ch)